






Subject Overview Art Cycle A&B


	Autumn	Spring	Summer			
<p>Yr R Cycle A/Cycle B Expressive Arts and Design</p>	<p>Painting - portraits</p>  <p>Mixed media - working in miniature</p>  <p>Printing -fruit and veg -link to repeating patterns</p>  <p>Leaf printing</p>	<p>Firework picture - different medium -collage, chalk, paint blowing with a straw, ICT software</p>  <p>Exploring pattern/Texture -Rangoli patterns - chalk, oil pastel, coloured sand, ICT software</p>  	<p>Form - build a snowman</p>   <p>Drawing-light lines on dark surfaces</p> <p>Paint - Colour</p>   <p>Frozen patterns</p>	<p>Drawing - Chicks - chalk pastels</p> <p>Form - dough - make a chick</p> <p>Pattern - Butterfly - simple symmetry</p> <p>Texture -Weaving in tree branches</p> 	<p>Drawing - oil pastels to draw flowers</p> <p>Form - Clay - Paw Patrol</p>  <p>Design a new vehicle for a pup</p>  <p>Can you make a new route for the remote control cars?</p>	<p>Texture -Under water - paper collage</p>   <p>Printing with polystyrene tile</p>  <p>Drawing into soapy sand</p>  <p>Painting - water outside</p>



Collage - Autumn picture



Conker rolling - mixing colours



Scented autumn dough - and natural materials

Printing- Leaf and bark rubbing

Form - My clay face...



Chalk and glitter

Black/glitter dough - make a firework sculpture

Drawing - Charcoal drawing of their bear



Form

-Make a bear from clay/dough

Paint - Colour Mixing



Primary colours - squishy bag

(repeating or irregular)



Form - salt dough



Form - dinosaur sculpture



Water picture - mixed media - paint, printing, collage, pastels and glitter



-On paper



-On material



Design and make a picture frame for a photo of themselves to take home to Mummy (texture or printing or pattern)



Collage person/puppet of themselves

Texture/Collage
-Muddy faces in the garden



(Natural collage)



Powder paint and flour



Texture -Bear collage from natural materials



Make a teddy - paper and card/split pins

Printing/Pattern
Design your own rug for teddy bear's picnic/wrapping paper for Willow Bear's party

Make a dinosaur costume (3D)



Weaving -Twig weaving
in the garden



Form -Make a clay/Twig
hedgehog (link to funky
fingers)



Colour -Mixing shades
of orange for pumpkins
- how can we make dark
orange? Light orange?










Wand for Fairy
Godmother










Form - Dough - pumpkin
face (see below)













Texture (sensory)
handprints/footprints on
Xmas card to Mummy

ICT software - make a
calendar for their
parents using art
programme

<p>Yr 1 /2 Cycle A</p>	<p>Self Portraits</p>  <p>*Investigate portraits by a variety of artists *To investigate a range of drawing materials and the marks they can make *To be able to record self-portraits from observations</p>	<p>Sparks and Flames</p>  <p>*To use collage and chalk to create flames *To use mixed media to create scenes</p>	<p>Aboriginal Art</p>  <p>*To create aboriginal style paintings using cross-hatching and dots *Decorate boomerangs/rain sticks in the aboriginal style</p>	<p>Art Drop</p>	<p>Creatures</p>  <p>*Explore the work of Maria Merian *Use primary and secondary source stimulus to inspire drawings of butterflies and creatures *Create a collage</p>	<p>Art Drop</p>
<p>Yr 1/2 Cycle B</p>	<p>Recycling Sculpture Inspired by Eddie Martinez. Using a range of techniques for joining and constructing.</p>  <p>Drawing / Colour Designs for school recycle bins. * experimenting and applying colour with a range of tools</p>	<p>Art Drop</p>	<p>Texture/Form/Textile - creating fur effects for the wolf. Illustration and sketch drawing. *Explore different textures. *Experiment with shading.</p> 	<p>Art Drop</p>	<p>African Art To use a range of materials creatively to design and make products.</p> 	<p>Art Drop</p>

<p>Yr 3/4 Cycle A</p>	<p>Leonardo Da Vinci</p>  <ul style="list-style-type: none"> *Explore his work *Discuss construction ideas for own design *Make sculpture record stages in photographs 	<p>Art Drop</p>	<p>Art Drop</p>	<p>Famous Buildings</p>  <ul style="list-style-type: none"> *To investigate and explore a range of architectural styles *Design a building for a particular purpose 	<p>Art Drop</p>	<p>Painted Paper</p>  <ul style="list-style-type: none"> *Explore the work of Jaqueline Mair *Develop a plan for a collage *Create collage by ripping and cutting papers
<p>Yr 3/4 Cycle B</p>	<p>Not taught but 'Art Drops' main focus DT</p>	<p>Egyptian Art</p>  <ul style="list-style-type: none"> *Drawing, painting and sculpture opportunities. *Link Egyptian artefacts to the work of the artist Joseph Cornell. *Use modroc/super clay to create their own sarcophagus 	<p>Art Drop</p>	<p>Lost Words.</p>  <p>Jackie Morris Illustrator Drawing/ Painting/ Sculpture</p>  <ul style="list-style-type: none"> *Shape, form, model and construct *Discuss own work and work of other sculptors 	<p>Investigating Painting Sally Payne</p>   <p>Identify key visual elements in their work and the work of others e.g. colour, line, shape, pattern, and space. Be able to talk, read and write about them.</p>	<p>Visit from artists and Craft Maker</p>  <p>Debbie Wakefield, Sewing lady opposite school, parent.</p>

<p>Yr 5/6 Cycle A</p>	<p>Clay Greek Masks</p>  <p>*Design plan and make own mask *Shape, model and join clay *Look at the work of Ceramic Maskwonan AKA Peggy Bjerkin</p>	<p>Art Drop</p>	<p>Mayan textile Inspired Art</p>  <p>*Explore a variety of Mayan arts and crafts. *Extend their work within a specific technique.</p>	<p>Anni Albers Famous crafts Person</p> 	<p>Frida Kahol</p>  <p>*Study her self-portraits *Understand surrealism in art work</p>	<p>Objects and Meanings</p>  <p>*Explore colour, composition, control, form and style *Develop control over a variety of tools and techniques</p>
<p>Yr 5/6 Cycle B</p>	<p>Not taught but 'Art Drops' main focus DT</p>	<p>William Morris</p>  <p>*Recording textures and patterns *Modify and adapt print * Discuss work by craft makers of the time *Explore the potential properties of the visual elements, line, tone, pattern, texture, colour and shape</p>	<p>Surreal Study of artists</p>  <p>Salvador Dali</p> <p>Drawing/Painting *Work in a sustained and independent way from observation, experience and imagination *Discuss own work and work of other artists</p>	<p>Logos and customising designs.</p>  <p>Textile/ Block Printing (Making a bag DT link)) *Use sketch book to develop ideas, *Explore printing techniques used by various artists</p>	<p>Stone age Cave Paintings</p>  <p>*Explore and discuss the style a cave artists *Make own paints *Create own cave paintings</p>	<p>Keith Haring, Banksy Pop and graffiti art. Painting</p>  <p>*Create imaginative work from a variety of sources.</p>

				<p>Warhol</p> 		<p>*Createshades andtintsusing blackandwhite.</p>
--	--	---	--	---	--	---