


Curriculum News - Spring 1 - Year 1/2



ENGLISH



In our writing lessons this half term, the children will be using the text, 'Little Red Reading Hood' by Lucy Rowland as a stimulus for their writing. They will write a letter of apology to the librarian in the story, learning about the features of a letter. The children will then write a narrative. Year 1 will write a picture-sequenced retelling of the story so far. Year 2's narrative will be a mixed-up fairy tale narrative.

The key writing skills that the children will be focusing on are:

Year 1

- * Write simple sentences about myself and others (real or fictional).
 - * Begin to use 'and' to join sentences.
 - * Sometimes use the following punctuation correctly: full stops, capital letters, exclamation marks, question marks and capital letter for I.
- They will be encouraged to apply phonic knowledge to spell words and to write one good sentence applying correct sentence punctuation and finger spacing between words.

Year 2

- * Write simple, clear narratives about myself or others (real or fictional).
- * Use coordinating conjunctions. (and, but, or, so)
- * Use some subordinating conjunctions (e.g. after, when, if, that, because, since)
- * Use contracted forms (e.g. don't, I'm, can't)
- * Use commas in a list
- * Revise, edit and proofread own writing.
- * Write effectively and coherently for different purposes using the books currently being read to make interesting vocabulary and grammar choices.

MATHS



Year 1: The children will be learning about:

Place Value within 20:

- Understand the value of numbers within 20 (tens and ones)
- One more / one less than
- Number lines to 20
- Order, compare and estimate numbers

Addition and subtraction within 20:

- Add by counting on and add one using number bonds
- Find and make number bonds to 20
- Doubles and near doubles
- Subtract ones using number bonds and by counting back
- Subtract by finding the difference
- Using related facts
- Missing number problems

Year 2: The children will be learning about:

Money:

- Count pence and pounds to find amounts
- Calculate amounts
- Find change

Multiplication and division:

- Recognising equal groups
- Multiplication symbol and sentences
- Multiplication arrays
- Division as grouping and sharing
- 2, 5 and 10 times tables

Videos relating to each step in your child's maths learning will be posted on Google Classroom. You could watch these with your child either before or after the lesson to help secure their understanding and confidence in these number knowledge and skills.

Phonics Y1 - phase 5



Year 1 will be continuing their Little Wandle phonics learning journey. Each day the children in year 1 take part in a phonics lesson.

Year 1 Spring 1

	Phase 5 graphemes	New tricky words
Week 1	/ee/ y funny /el/ ea head /w/ wh wheel /oa/ oe ou toe shoulder	any many again
Week 2	/igh/ y fly /oa/ ow snow /j/ g giant /f/ ph phone	who whole where two
Week 3	/l/ le al apple metal /s/ c ice /v/ ve give	school call different
Week 4	/u/ o-e o ou some mother young /z/ se cheese /s/ se ce mouse fence /ee/ ey donkey	thought through friend work
Week 5	Grow the code: /oa/ u ew ue u-e ui ou oo fruit soup /ee/ ea e e-e ie ey y ee /s/ c se ce ss /z/ se s zz /oa/ ow oe ou o-e o oa	

Y2 - Little Wandle Spelling



The children will complete their 'Bridge to Spelling' learning and then move onto the year 2 spelling units, which cover the year 2 spelling requirements. Spellings will be sent home on a Friday and the children will be tested on them the following Friday.

Bridge to Spelling

Week 3	Why do some words end in 'k' or 'ck'? Why do some words end in 'ch' or 'tch'?
Week 4	When do I add the suffix -es/-s to words? Why do I double the final letter in some words when I add the suffix -ing?
Week 5	Why do I swap the 'y' for an 'i' when I add the suffix -ed? Why do I drop the 'e' when I add the suffix -ing?

Year 2 Spelling Units

	Unit	Coverage	Prickly spellings	Homophones
Week 1	1	Why do some words have the spellings 'kn' and 'gn' for /n/, and 'wr' for /r/?	once two	knight/night
Week 2				
Week 3	2	Why do I drop the 'e' when I add the suffixes -ed, -ing, -er, -est and -y?	any many	one/won
Week 4				
Week 5	3	Why do some words end 'ge' or 'dge'? Why can /j/ be spelled 'j' or 'g' in different words?	Review	where/wear

OUR BEAULIEU CURRICULUM...

Geography - Arctic Adventures - Investigate the physical features found in the Arctic.

The children will develop geographical skills as they learn about the physical features of the Arctic. They will learn that:

- * Murmansk, Norilsk, Tromso, Barrow and Sisimiut are cities in the Arctic Circle.
- * The Arctic is in a biome known as the Tundra.
- * Mountains, hills, icebergs, sea ice, glaciers, coastlines, oceans, rivers and lakes are physical features of the Arctic.

COMPUTING - Data Explorers

The children will use technology purposefully to create, organise, store, manipulate and retrieve digital content. They will develop skills to:

- To think carefully about the steps of grouping items.
- To group items using a computer.
- To sort different items.
- To understand that data is information that can be collected and used.
- To understand that data can be shown using pictures.
- To collect data and create a pictogram.

SCIENCE


Year 1: Planting (Light and Dark)

- Step 1** Explore plants
- Step 2** Plant parts
- Step 3** What do plants need to grow?
- Step 4** Plan - light and dark
- Step 5** Investigate - light and dark



Year 2: Animals

- Step 1** Mammals
- Step 2** Birds
- Step 3** Fish
- Step 4** Amphibians
- Step 5** Reptiles
- Step 6** Compare and group animals
- Step 7** Carnivores
- Step 8** Herbivores
- Step 9** Omnivores



PE: Please note that PE will be on Tuesdays and Thursdays.

Tuesday - Ball Games with R&R Sports
(Please make sure warm clothing is worn today as PE will be outside).

Thursday - Jungle Dance

RE - Remembering: Passover



The children will learn that:

Communicate -express creatively their response to remembering in their own experience.

Apply - recognise how their responses to their experience of remembering can relate to their own and sometimes other people's lives.

Enquire -simply describe what has been taught about remembering.

Contextualise - simply describe ways in which the Jews remember the Passover story.

Evaluate -in simple terms discern something of the value of remembering for Jews as well as for their own lives and communities.

Jigsaw - Dreams and Goals

The children will fit together six pieces of a puzzle in their learning about their dreams and goals.

The children will:

- * set simple goals
- * work out how to achieve a goal
- * celebrate achievement with a partner
- * tackle a new challenge and understand this may stretch their learning
- * talk about how they feel when they have faced and overcome an obstacle
- * Talk about feelings of success



MUSIC - Musical Symbols (Theme: Under the Sea)

In their learning about musical symbols, the children will learn:

- * To understand that pitch means how high or low a note sounds.
- * To know that 'timbre' means the quality of a sound; e.g. that different instruments would sound different playing a note of the same pitch.
- * To know that music has layers called 'texture'.

They will develop skills in:

- Listening and evaluating
- Creating sound
- Notation
- Composing and improvising
- Performing



Art - Festivals

Through this learning about festivals, the children will develop the following skills:

- * Drawing- Make drawings from observation.
- * Sculpture- Mould and create simple shapes with malleable materials.
- * Printing - Gelli plate printing

The children will:

- Know the work of Yayoi Kusama and Diana Tonnison.
- Know what primary and secondary colours are
- Explain how to print with a gelli plate.
- Understand the technique of sculpting using Modroc.




Home Learning - Maths



Y1

- 1 Minute maths:

Please download the app onto a device. 1 minute a day will help improve your child's fluency in number.




- Numbots - Last term, we sent your child's Numbots login home with them - please let us know if you need another copy.



Y2

- 1 Minute maths:

Please download the app onto a device. 1 minute a day will help improve your child's fluency in number.



- Numbots - Your child can continue to use Numbots at home. Logins have been sent home, but please let us know if you need another copy.
- Times Tables Rock Stars (TTRS) - The children only need to select the 2, 5 and 10 times tables. TTRS login details and Numbots login details are the same.





Home Learning - Reading



Y1

Reading Squad Book

-This book will come home once a week in a plastic folder with a parent comment sheet.

-Just like last year, we have shared the book three times in school.

-The children have practised: decoding (*sounding out*), prosody (*using expression*) and comprehension (*answering questions*).

-Please celebrate your child's attempts at reading and record this on the Reading Record sheet.

Tricky words - please try to read these and talk about the 'tricky parts' of the word.

Sound cards - your child will bring home some new sounds to learn.

Sharing Book - from the library

Please read this to your child - enjoy and share together.

Y2

Reading Squad Book

-This book will come home once a week in a plastic folder.

-Just like last year, we have shared the book three times in school.

-The children have practised: decoding (*sounding out*), prosody (*using expression*) and comprehension (*answering questions*).

-Please celebrate your child's attempts at reading and record this in their Reading Log.

Reading Fluency Book

Some children will now be reading a Little Wandle Fluency Book, instead of a Reading Squad book. This book, typically has six chapters and so will be sent home every two weeks in a plastic folder. Your child will have read this book six times in school. Just like the Reading Squad book, the children will have practised: decoding (*sounding out*), prosody (*using expression*) and comprehension (*answering questions*). Please celebrate your child's attempts at reading and record this in their Reading Log.

'Colour Band' book - The children will bring home another reading book. This will be their 'colour banded' book which is aligned to their phonics and reading ability. The children can change this book in school whenever they need/want to.

Sharing Book - from the library

Please read this to your child - enjoy and share together.

Reading Logs - This year, the children will be bringing home a Reading Log in their plastic folder. Please make a note of any reading that you see or hear your child doing at home and sign it. We will collect these Reading Logs in frequently and celebrate any reading that your child has done at home. There is no expectation for you to write in this daily, we understand how busy home life can be!



Home Learning - Spelling (Year 2 only)

Year 2 Only

Each Friday, the children will bring home a set of **10 spellings** to learn. These spelling words will be selected from the Year 1/2 'Common Exception Word' list. It would be great if the children could spend a short amount of time learning these 10 spellings at home. The children will then be tested on the spellings the **following Friday** in class. This will give the children one week to learn the 10 spellings prior to the test.

Year 1 and 2 Common Exception Words

Year 1

the
a
do
to
today
of
said
says
are
were
was
is
his
has
I
you
your

they
be
he
me
she
we
no
go
so
by
my
here
there
where
love
come
some

one
once
ask
friend
school
put
push
pull
full
house
our

Year 2

door
floor
poor
because
find
kind
mind
behind
child
children
wild
climb
most
only
both
old
cold

gold
hold
told
every
great
break
steak
pretty
beautiful
after
fast
last
past
father
class
grass
pass

plant
path
bath
hour
move
prove
improve
sure
sugar
eye
could
should
would
who
whole
any
many

clothes
busy
people
water
again
half
money
Mr
Mrs
parents
Christmas
everybody
even

twinkl

Sharing of learning for year 1 & 2

You are invited into class to share your children's work on **Wednesday 4th March 2026 3pm – 3.30pm**

The KS1 team would like to thank you for your continued support.