

Spring 1 - Curriculum News - Willow Year R



Learning Journey 5 - 'Once upon a time...'

Hook: A mystery basket turns up in Willow Class....look for clues...who might it belong to?

Focus: The children will study five traditional tales. We will draw and use a class story map and learn to tell the story using our story language. The children will have opportunities to retell the stories using props and puppets and draw maps of the imaginary worlds of these special places.

End Point: Class vote - which story did you like best and why? Children to build and develop their speaking and listening skills as they present their favourite story to the class.

Our School Values:

Have Courage

-We would like the children to have courage to stand up for what they believe in.

Be Kind

-We would like the children to know which words are kind.

-We would like the children to learn to notice when other people are upset or need help.

Shine

-We would like the children to know there are special things they like to do with special people.

Our Beaulieu Curriculum...



In Reading we will...

- decode and blend words matched to our ability.
- practise prosody - reading with expression.
- begin to take notice of some punctuation - ! ? .
- answer simple comprehension questions about the book by turning to the correct page to begin to practise simple recall and retrieval skills.

Group reading sessions x3 a week

Daily Phonics lessons:

We will:

- *learn new sounds: *ai ee igh oa oo oo ar or ur ow oi ear air er.*
- *learn tricky words: *was you they my by all are sure pure.*
- *begin to recognise some of the tricky words in books.
- *read words with double letters: dd mm tt bb rr gg pp ff.
- *read longer words.

The focus in daily storytime sessions is to enjoy and chat about books.

Take home a sharing book to enjoy from our book corner.






In Writing we will...

- form identifiable letters and form letters correctly.
- join in with rhyming strings.
- write short captions/sentences.
- make wanted posters.
- plan and write speech bubbles.
- draw story maps.
- write simple words to describe a character.
- write labels.



Texts:



Maths...

In Number, we will...



Spring 1	Week 11	Week 12	Week 13	Week 14	Week 15
Focus	Subitising	Counting, ordinality and cardinality	Composition	Composition	Composition
Set 3	Subitise within 5 focusing on die patterns Match numerals to quantities within 5	Counting – focus on ordinality and the 'staircase' pattern See that each number is one more than the previous number	Focus on 5	Focus on 6 and 7 as '5 and a bit'	Compare sets and use language of comparison: <i>more than, fewer than, an equal number to</i> Make unequal sets equal

In Shape, Space & Measures we will...

Shapes with 4 sides:

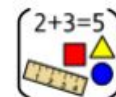
- identify and name, combine shapes with 4 sides.
- look for shapes in the environment.
- discuss: day and night.

Mass & capacity

- compare mass, find balance.
- explore and compare capacity.

Length, Height & Time

- explore and compare length.
- explore and compare height.
- talk about time.
- order and sequence time.



Maths

Personal, Social and Emotional Development:

JIGSAW - 'Celebrating Difference'

We will learn:

- what a challenge is.
- that it is important to keep trying.
- what a goal is.
- how to set goals and work towards them.
- which words are kind.
- some jobs that they might like to do when they are older.
- that they must work hard now in order to be able to achieve the job they want when they are older.
- when they have achieved a goal.



Communication and Language Focus:

- Oral storytelling - we will learn and use a range of vocabulary related to storytelling.
- We will develop descriptive language.

Expressive Arts and Design:

We will learn:

- **weaving techniques** - the over and under technique.
- **collage techniques** - to make choices, select appropriate media to work with and make creative decisions about our art work as well as to manipulate paper to make a collage eg fold, rip, cut, crinkle and overlap.
- to select and cut colours, shapes, textures and images from a range of sources.
- **clay techniques** - that clay is a natural material that comes from the ground.
- that unlike mud, clay can hold its shape.
- that clay can be pinched, rolled or cut to form shapes of all kinds.
- **about drawing media** (chalk and chalk pastels) - to draw things we like and learn to draw for pleasure and relaxation.

Expressive Arts and Design: MUSIC

'Exploring Sound'

We will learn:

- pitch is how high or low a sound is.
- tempo means speed.
- dynamic means how loud a sound is.




UNDERSTANDING THE WORLD:

RE - 'Stories Jesus Told' - Storytelling

We will learn:

- **Jesus** told many **stories** to help his followers learn.
- **Jesus** told **stories about God** and about how to behave.
- These **stories** show how **God** looks after people.
- They also show how **Christians** should care for others.




Creating with Materials

Joining techniques:

- We will learn different methods of joining card and paper: using treasury tags and pipe cleaners.

Cutting techniques:

- We will learn to use safety snips for cutting plastic and card.



Fixing Structures:

- We will learn to build a bridge for goats or a chair or bed for The Three Bears.


Cooking and Nutrition: Porridge & Gingerbread Man decorating

- We will explore finishing techniques - decorating gingerbread man.

Place - Antarctica (a cold environment)

We will learn:

- Antarctica is at the bottom of the globe.
- Antarctica is the windiest place on earth.
- Antarctica is the coldest continent of our planet.
- no residents live there permanently.
- whales, dolphins, penguins and seals live in the southern ocean.



Mapwork - Features on an imaginary map

We will learn:

- maps can show features such as rivers and lakes, forests, buildings and roads.
- to draw a simple map from an imaginary story and discuss features.
- to consider shapes and positions of features when making a map.

People/Past and Present - Who do we know that is famous?

Ernest Shackleton

We will learn:

- some people are famous for things they have done in the past.
- Ernest Shackleton was an Antarctic explorer who led three British expeditions to the Antarctic.

Computing:

We will learn about:

- TECHNOLOGY ALL AROUND US: there is a range of technology in my home, at school, outside and in the wider world.

SAFER INTERNET DAY:

We will learn to:

- recognise that children can say 'no' when online.
- be aware that we have individual passwords.
- the term 'Internet'.

ROBOTS: Bee Bots

We will learn to:

- enter a simple code to instruct a floor robot to move to objects for Goldilocks and the Three Bears.

DRAWING: Drawing on IWB

We will learn to:

- draw a picture of Goldilocks and the Three Bears.
- add labels using the pen tool.



UNDERSTANDING THE WORLD:

SCIENCE

Changes in Winter



- In this block, children observe and discuss seasonal changes in winter.

Let it Flow

- In this block, children investigate the concept of floating and sinking and explore transporting materials using a range of containers.

From Desert to Jungle

- In this block, children will further develop their understanding of contrasting habitats by exploring different environments from the one in which live.



Physical Development:



Year R PE days: Monday and Thursday

Fairy Tale Dance

- In this unit, children will experiment with different ways of moving to music. Children will learn through dance to negotiate space, move around in various directions and to look out for their friends. They will begin to create dances on their own and in pairs.

Football Fun

- In this unit, children will be introduced to the fundamental skills of football skills such as moving with a ball (dribbling), kicking (passing), target games (shooting), chasing games (defending) and small side games.

Funky Fingers & Dough Disco to continue to strengthen our fingers.

Body Movement - to continue to strengthen our core muscles.





Home

Home Learning - Reading

Reading Squad Book

Wednesday: Reading folder and reading book to go home.

Monday: Please return reading folder and reading book to school.

***Please initial your name or write a comment** for us to celebrate your child in school with a sticker.

the

Tricky words - we will be sending home some words to learn to read. On the back of each card it will explain the tricky part of the word which we have discussed with the children in school.

Sound cards - please continue to learn the sounds and make up words to blend together.

Suggested words: night, goat, see, rain

Friday:

Change their library book



Dates for your Diary:

***Please come in and join us for Work Sharing on Wednesday 4th March 2026 from 3pm – 3.30pm**

What's new?

WOW moments

Please look out for a booklet in your child's bookbag.

Please write up any WOW moments and we will celebrate them in school!!!



STORYTIME on Wednesday..
Please join us!



You are welcome to come into the classroom on **Wednesday afternoons** from **3.00pm to 3.10pm** to share a story.

This will involve finding a quiet(ish) corner and reading to your child and a friend from Willow class.

We would ask you to wait outside from 3.10pm while we get the children ready to go home.

We completely understand that this may not be possible for you if you are working or have other commitments, but it would be lovely to see as many parents as possible. Grandparents are also most welcome. Please feel free to drop in **any** Wednesday if you can.

We would love to see you!

The Willow Team would like to thank you for your continued support.