


Curriculum News - Spring 2 - Year 1/2



ENGLISH

In our writing lessons this half term, the children will be using the texts, 'The Boy who Sailed the World' by Julie Green as a stimulus for their writing. Year 1 will retell part of the story using two or three images. Year 2 will write a short narrative, applying the original story structure to create a new version of part of the original story.



The children will then use the text, 'The Pirate Cruncher' by Jonny Duddle. They will write instructions and a diary entry.



The key writing skills that the children will be focusing on are:

Year 1

- * Write simple sentences, orally composing the sentences before writing.
- * Begin to use 'and' to join sentences.
- * Sometimes use the following punctuation correctly: full stops, capital letters, exclamation marks, question marks and capital letter for I.
- * Re-read a sentence to check for sense.

They will be encouraged to apply phonic knowledge to spell words and to write one good sentence applying correct sentence punctuation and finger spacing between words. They will learn to spell some common exception words.

Year 2

- * Write simple, clear narratives about others (real or fictional).
- * sentences with different forms: statement, question, exclamation, command
- * Use -ly to turn adjectives into adverbs – slow/ slowly
- * Use subordination (using when, if, that, or because) and co-ordination (using or, and, or but)
- * Consider what they are going to write before beginning by planning or saying out loud what they are going to write about
- * Make simple additions, revisions and corrections to their own writing by evaluating their writing with the teacher and other pupils

MATHS



Year 1: The children will be learning about:

Addition and Subtraction:

- Use the + - and = signs in a number sentence
- Fact families within 10
- Number bonds up to 10

Place Value within 50

- Count from 20 to 50
- Make groups of tens and ones
- Partition into tens and ones

Year 2: The children will be learning about:

Multiplication and division:

- Dividing by 2
- Doubling and halving
- 2, 5 and 10 times tables

Length and height:


- Measure in centimetres and metres
- Compare and order lengths and heights

Mass, capacity and temperature:

- Compare mass and capacities
- Measure in grams, kilograms, litres, millilitres
- Solve calculations involving measures using addition, subtraction, multiplication and division

Videos relating to each step in your child's maths learning will be posted on Google Classroom. You could watch these with your child either before or after the lesson to help secure their understanding and confidence in these number knowledge and skills.

Phonics Y1 - phase 5



Year 1 will be continuing their Little Wandle phonics learning journey. Each day the children in year 1 take part in a phonics lesson.

Year 1 Spring 2

	Phase 5 graphemes	New tricky words
Week 1	/ur/ or word /oo/ u oul awful would /air/ are share /or/ au aur oor al author dinosaur floor walk	once laugh
Week 2	/ch/ tch match /ch/ ture adventure /ar/ al half* /ar/ a father*	because eye
Week 3	/or/ a water Schwa in longer words: different /o/ a want /air/ ear ere bear there	
Week 4	/ur/ ear learn /r/ wr wrist /s/ st sc whistle science Schwa at the end of words: actor	
Week 5	/c/ ch school /sh/ ch chef /z/ /s/ ce se ze freeze	

Y2 - Little Wandle Spelling



The children will continue to learn spelling rules through the Year 2 Little Wandle spelling units, which cover the year 2 spelling requirements.

Spellings will be sent home on a Friday and the children will be tested on them the following Friday.

Year 2 Spelling Units

Why do I drop the 'e' when I add the suffixes -ed, -ing, -er, -est and -y?	any many	one/won
Why do some words end 'ge' or 'dge'? Why can /j/ be spelled 'j' or 'g' in different words?	Review	where/wear
The 'W special' How do 'w' and 'qu' change the sounds that 'a', 'ar' and 'or' make in some words?	who whole	our/hour

OUR BEAULIEU CURRICULUM...

History - Toys: How have toys changed over the years?

The children will develop skills in Continuity and Change, Cause and Consequence and Historical Enquiry.

They will learn that:

- some toys have not changed over time like scooters and yoyos and some have like electric toys.
- play was different in the past because they played outside more. They had less toys to play with.
- over time the materials and technology used to make toys has changed.

COMPUTING - Questioning

The children will explore how to ask questions to collect useful information. They will learn to organise data using tally charts, pictograms, and simple branching databases to help sort and identify objects.

The children will:

- understand how data can be used to help answer a question.
- ask an appropriate question, gather data using a tally chart and present it using digital tools.
- begin to explore how yes or no questions can be used to sort data.
- understand how branching databases work and practise navigating them to find answers.

SCIENCE

Year 1:

Humans

- Step 1** Exercise
- Step 2** Food
- Step 3** Hygiene
- Step 4** Teeth



Year 2:

Animals

- Step 5** Reptiles
- Step 6** Compare and group animals
- Step 7** Carnivores
- Step 8** Herbivores
- Step 9** Omnivores

Seasons - Spring

- Step 1** Changes in spring
- Step 2** Collect and record data

PE: Please note that PE will be on Tuesdays and Thursdays.

Tuesday - Cricket with R&R Sports

Thursday - Rugby FUNdamentals

Please make sure warm clothing is worn this half term as PE will be outside).

RE - Welcoming: Palm Sunday



The children will learn:

Communicate - to express creatively their response to *welcoming*

Apply - to recognise how their responses to *welcoming* relate to their lives

Enquire - to recognise the meaning of *welcoming*

Contextualise - to recognise that Jesus' *welcome* into Jerusalem on Palm Sunday is remembered by Christians

Evaluate - in simple terms, to recognise the value of remembering Jesus' *welcome* to Christians

- Welcoming is being polite or friendly to someone who is new.
- Jesus was **Jewish** and was in **Jerusalem** with his friends (disciples) to celebrate the **Jewish** festival of **Passover**.
- He came into Jerusalem riding a horse and he was welcomed by a crowd waving **palm leaves** at him.
- Many people were excited to see him because they knew about him.

Jigsaw - Healthy Me

The children will fit together six pieces of a puzzle in their learning about healthy me.




The children will:

- * have made a healthy choice
- * know how to make healthy lifestyle choices
- * learn about how to keep clean and healthy and about harmful medicines and household products
- * learn about medicine and road safely
- * recognise ways in which to keep their body healthy.

MUSIC - Tempo (Theme: Snail and Mouse)

In their learning about tempo, the children will learn to:

- * use voices and bodies expressively, while exploring tempo.
- * practice a rhyme using fast and slow beats on instruments.
- * use voices to perform a song with a fast and slow beat.
- * use singing voices and an instrument to perform a song with a fast and slow beat.
- * demonstrate fast and slow beats within the context of a story.



DT - Mechanisms: Sliders and Levers

The children will:

- * be introduced to a range of simple mechanical systems such as sliders, levers, and pop-ups and how these can be used to create movement in pictures, including books and cards.
- * apply this knowledge of different mechanisms to design and make an Easter Card with a movable element.

The children will learn that:

- * mechanisms cause things to move.
- * a sliding mechanism creates a linear movement which is a straight line in one direction. This can be a horizontal movement (side to side) or a vertical movement (up and down).
- * a rotational movement is a movement in a circle. This can be a full or partial circle.
- * a lever is something that turns on a pivot.
- * a pivot is the point at which something turns.




Home Learning - Maths



Y1

- 1 Minute Maths:

Please download the app onto a device. 1 minute a day will help improve your child's fluency in number.




- Numbots - Please let us know if you need another copy of your child's log in details.



Y2

- 1 Minute Maths:

Please download the app onto a device. 1 minute a day will help improve your child's fluency in number.



- Numbots - Your child can continue to use Numbots at home. Logins have been sent home, but please let us know if you need another copy.
- Times Tables Rock Stars (TTRS) - It is important the children practice their times tables regularly. So please practise at least weekly the 2, 5, and 3 times tables. TTRS login details and Numbots login details are the same.





Home Learning - Reading



Y1

Reading Squad Book

-This book will come home once a week in a plastic folder with a parent comment sheet.

-Just like last year, we have shared the book three times in school.

-The children have practised: decoding (*sounding out*), prosody (*using expression*) and comprehension (*answering questions*).

-Please celebrate your child's attempts at reading and record this on the Reading Record sheet.

Tricky words - please try to read these and talk about the 'tricky parts' of the word.

Sound cards - your child will bring home some new sounds to learn.

Sharing Book - from the library

Please read this to your child - enjoy and share together.

'Colour Band' book - Some children will also bring home another reading book. This will be their 'colour banded' book which is aligned to their phonics and reading ability. The children can change this book in school whenever they need/want to.

Y2

Reading Squad Book

-This book will come home once a week in a plastic folder.

-Just like last year, we have shared the book three times in school.

-The children have practised: decoding (*sounding out*), prosody (*using expression*) and comprehension (*answering questions*).

-Please celebrate your child's attempts at reading and record this in their Reading Log.

Reading Fluency Book

Some children will now be reading a Little Wandle Fluency Book, instead of a Reading Squad book. This book, typically has six chapters and so will be sent home every two weeks in a plastic folder. Your child will have read this book six times in school. Just like the Reading Squad book, the children will have practised: decoding (*sounding out*), prosody (*using expression*) and comprehension (*answering questions*). Please celebrate your child's attempts at reading and record this in their Reading Log.

'Colour Band' book - The children will bring home another reading book. This will be their 'colour banded' book which is aligned to their phonics and reading ability. The children can change this book in school whenever they need/want to.

Sharing Book - from the library

Please read this to your child - enjoy and share together.

Reading Logs - This year, the children will be bringing home a Reading Log in their plastic folder. Please make a note of any reading that you see or hear your child doing at home and sign it. We will collect these Reading Logs in frequently and celebrate any reading that your child has done at home. There is no expectation for you to write in this daily, we understand how busy home life can be!



Home Learning - Spelling (Year 2 only)

Each Friday, the children will bring home a set of **10 spellings** to learn. These spelling words will initially be selected from the Year 1/2 'Common Exception Word' list and then from the Little Wandle spellings they have been learning each week. It would be great if the children could spend a short amount of time learning these 10 spellings at home and to tell you about the spelling rules they have been learning (Little Wandle spelling units). The children will then be tested on the spellings the **following Friday** in class. This will give the children one week to learn the 10 spellings prior to the test. Test results will be sent home with your child for you to celebrate their success and to practise those words which still need to be learnt.

Over previous weeks, your child's spellings have been from the Year 1 and Year 2 common exception word list. It is expected that your child should know how to spell ALL of these words by the end of year 2. Please support your child in learning how to spell these words confidently.

Year 1 and 2 Common Exception Words

Year 1

the	they	one
a	be	once
do	he	ask
to	me	friend
today	she	school
of	we	put
said	no	push
says	go	pull
are	so	full
were	by	house
was	my	our
is	here	
his	there	
has	where	
I	love	
you	come	
your	some	

Year 2

door	gold	plant	clothes
floor	hold	path	busy
poor	told	bath	people
because	every	hour	water
find	great	move	again
kind	break	prove	half
mind	steak	improve	money
behind	pretty	sure	Mr
child	beautiful	sugar	Mrs
children	after	eye	parents
wild	fast	could	Christmas
climb	last	should	everybody
most	past	would	even
only	father	who	
both	class	whole	
old	grass	any	
cold	pass	many	



Sharing of learning for year 1 & 2

You are all invited into class to share your children's work on **Wednesday 4th March 2026 3pm – 3.30pm**

The KS1 team would like to thank you for your continued support.