



# Welcome to Beaulieu Village Primary School





# Agenda:

- . Welcome and introductions
- . A few words from the Year 6
  - . children
- . Starting school - Mrs Burt
  - . The welcome pack
- . Tour of the Year R classroom
- . Opportunity to ask questions

Beaulieu Village Primary School

*Shared Journeys, Unique Memories*



New Intake Meeting  
2026-27

## The Foundation Stage Curriculum

-Development Matters in the Early Years Foundation Stage

-Curriculum is broken up into areas. Started in nursery....we continue on.

-The National Curriculum begins in Y1



# Assessment in YR

September - Baseline Assessment created by government

- children unaware of this assessment
- completed once children are settled

End of year R - Early Learning Goals

- observations
- child's work
- knowledge of child



# Our Beaulieu Curriculum

- Carefully planned - rich learning experiences
- Adult directed learning - whole class/small groups
- Child initiated activities - self directed
- Key person approach (families)
- Sometimes, year R will play alongside our year 1 children. Year 1 become role models in these situations.



# Our morning....

8.45-8.55	Doors Open: children choose their lunch, register Complete a morning job
9.05	Phonics
9.20	Play 2 Learn/PE/Reading groups
10.30	Snack and chat (fruit and milk)
10.45	Play 2 Learn
11.30	Curriculum input
12.00	LUNCH & Playtime



# Our afternoon....

1.00	Register
1.10	Maths session
1.30	Curriculum input
	Play 2 Learn
2.45	Story/Assembly
3.15	Home time



# Our Induction

- **Staff visit pre-schools -NOW!**
- **3x Stay & Play sessions**
- **1x Teddy bear picnic**
- **Transition story given out**
- **Postcard –JULY**
  
- **HOME VISIT - SEPT**




## Home visits:

- Time to talk to parent and child in their home/garden
- Ask any questions about school/routines
- Discussion about child's dis/likes, allergies, medical
- Share any worries or find out more
- Sign up on separate sheet
- Build up relationships on a 1 to 1, good reminder before they start school



# Suggested entry into school:




Week beginning	Monday	Tuesday	Wednesday	Thursday	Friday
1 <sup>st</sup> September		INSET Day	INSET Day	Year R Home Visits	Year R Home Visits
7 <sup>th</sup> September <b>Morning sessions only</b> this week	8.45am – 12.00 noon Home Visits – pm only	8.45am – 12.00 noon Home Visits – pm only	8.45am – 12.00 noon	8.45am – 12.45pm Children stay for lunch	8.45am – 12.45pm Children stay for lunch
14 <sup>th</sup> September	All day	All day	All day	All day	All day





# Other Useful Information



## Book bags..preferably with shoulder strap!

- Book bag for all children
- Bring to school everyday
- Reading book
- Library book
- Tricky words
- Keyring attached to handle to help children to identify their bag quickly.
- Sounds to learn
- WOW book



## Water bottles:



- Named bottle
- Water bottle holder attached to book bag helps their independence!
- Home daily, cleaned, refilled and back to school
- Refilled at water fountain
- Water available throughout day, especially after playtime, PE, etc
- Water only
- Forgotten bottles – borrow a cup!



# Please bring in named....

**waterproofs**



**wellies**




## Milk

- Daily entitlement
- Delivered to school
- Bottle/cartoon with a straw
- Drank at snack and chat
- Free until they are 5 years old
- Need to know about any milk/dairy/egg allergies



## Fruit:

- Daily
- Delivered to school
- Morning snack time
- Fruit bowl selection
- Welcome to send your own fruit in
- Kept in lunch box, container or foil in book bag if from home



# Wrap Around Care

Breakfast Club



After School Club



# Spare clothes

It would be great if we could have a bag of spare clothes to put on their peg.

- pants
- socks
- clothes

Any named bag will do! We send it home once it has been used ...for you to refill!



I'm sorry that my uniform got dirty today but it helps to show what I have been learning!

This splodge is part of my lunch. I am trying so hard to use a knife and fork correctly when I eat.

Painting helps me to develop my creativity. Sometimes I accidentally get paint on my shirt as I work.



Sometimes my uniform comes home a little wet. I learn huge amounts of Science and Maths when I play in the water tray!

This black mark was made with a pen. I am trying so hard to develop my writing and drawing skills.

The Mud Kitchen is very messy but it helps me to develop my imagination and use of descriptive language.

This grass stain shows that I have been using the outdoor area to develop my physical skills.

Big movements like running and jumping help me to get better with small movements like writing!

<https://beststartinlife.gov.uk/preparing-for-school/>



UK Government

Personalised Advice 

Childcare Checker

 Search

[PREGNANCY](#) [BABY](#) [TODDLER](#) [CHILDCARE & EARLY YEARS EDUCATION](#) [PREPARING FOR SCHOOL](#)

[Home](#) >

# Preparing for school

Starting school is an exciting milestone – for your child and for you. Find out how everyday moments at home can help your child feel confident and prepared, whatever stage they're at.

Last updated: 28 Mar. 2026

<https://startingreception.co.uk/>

[Starting Reception](#) [The Children's Toothbrushing Guide](#) [The Potty Training Guide](#) [Accessibility tools](#)

Starting Reception

[Home](#) [About](#) [Early Years Toolkit](#) [Useful links](#) [Sign up for updates](#) [English](#) ▼



# Starting Reception

Your child's journey to school starts at home

[↓ View the definition](#)

[📄 Download the PDF](#)

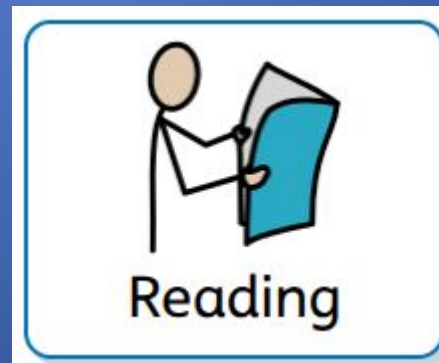
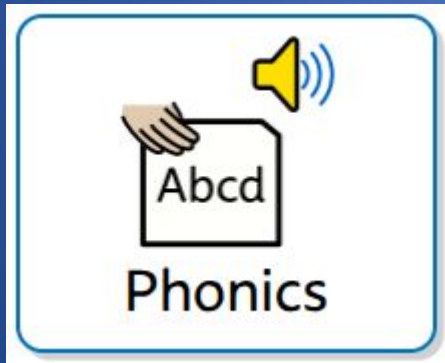
[For instructions on adding your logo and/or branding the PDF, click here.](#)

[Want to post this on your website? Click here for instructions.](#)

Created collaboratively by

# And finally...

- We are looking forward to meeting your child!
- Phonic and reading workshops – for parents of new children
- Any questions or queries – ring school
- Parent handout coming out soon!
- School brochure





# School Uniform

Our school colours are red, blue and grey/black. Children may wear:

- **Plain grey or black trousers or skirt or tunic dress** (in warmer weather plain grey or black shorts may be worn)
- **Red polo shirt** (with or without the Beaulieu School logo)
- **Navy sweatshirt or cardigan** (with or without the Beaulieu School logo)
- **Sensible black or navy school shoes**
- **Black, white or navy socks or tights**
- **A waterproof coat** (in any colour)

In warmer weather children may wear blue and white or red and white checked dresses.

**MIDNIGHT CREW NECK SWEATSHIRT**



Embroidered with school crest

**MIDNIGHT SWEATSHIRT CARDIGAN**



Embroidered with school crest

**RED POLO SHIRT**



Embroidered with school crest



**GINGHAM BLUE SUMMER DRESS**



## Where can uniform be bought?

- Our School uniform suppliers are PMG schoolwear in New Milton and Brigade. They stock items with our school logo, including bookbags, and can be contacted via these links.
- [Newmilton@pmgretail.co.uk](mailto:Newmilton@pmgretail.co.uk)
- <https://www.brigade.uk.com/parents/school/BE5482PD/>
- School clothing can also be bought in many other stores, including supermarkets – there is no requirement for children at Beaulieu Village Primary School to wear branded items.
- The Friends of Beaulieu School (FOBS) also organize regular sales of pre-worn uniform.



# PE Kit

On P.E. days children should come to school wearing their P.E. kits. P.E. kits consist of:

- **Black or navy school shorts** (in warm weather) or **black or navy joggers or tracksuit bottoms** (in cooler weather)
- **Red cotton T shirt** (without buttons and with or without the Beaulieu School logo)
- **Red or navy sweatshirt or hoodie** (with or without the Beaulieu School logo)
- Children will also need a **red book bag** (with or without the Beaulieu School logo) to take to and from school

BLACK UNISEX SHADOW STRIPE PE SHORTS



NAVY UNISEX SHADOW STRIPE SPORTS SHORTS



RED T-SHIRT



FOR P.E USE Embroidered with school crest

JOGGING BOTTOMS



PLAIN HOODED SWEATSHIRT



FOR P.E USE - PLAIN | No embroidery

BEAULIEU HI VIZ DOCUMENT CASE

